

Hands-On Maintenance and Light Repair Instructor Support Documentation

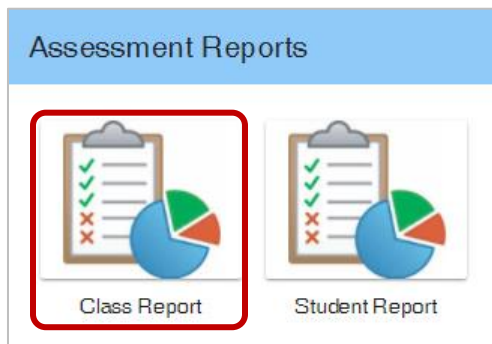
How do I view the Class Report?

The *Class Report* displays the results for all students in a class for a selected activity. From the Class Report, you can view and/or grade student responses.

From the top of the Home page, select *Reports*.



Select *Class Report*.



Use the drop-downs at the top of the page to select your *School*, *Class*, and the name of the *Assessment*.

School: Class: Assessment:

The *Class Report* page will display for all students in the class. Students' names are listed alphabetically by last name in the *Name* column. Scores for the selected activity are displayed in the middle column. The date the activity was completed is listed in the *Date* column.

Class Report School: <input type="text" value="GW Demo School"/> Class: <input type="text" value="Demo Class"/> Assessment: <input type="text" value="Lesson 26 Pretest"/>			
SUMMARY	QUESTION	*=Scoring Required	Print Export
		← Back to Reports Home	
Student	Lesson 26 Pretest	Date	
Carr, Scott >	60%	Tue 26 Sep	
Emmert, Malik >	100%	Tue 26 Sep	
Gardern, David >	40%	Tue 26 Sep	
Kreitzer, Victoria >	100%	Tue 26 Sep	
Philips, Richard >	20%	Mon 25 Sep	
Slope, Floyd >	40%	Tue 26 Sep	

To view some “at-a-glance” information about a student’s performance on the activity, hover your mouse over a student’s score. Note: On a tablet/touch-screen device, you may touch the student’s score to see this information.

Select a student’s name to view and/or grade their responses for this assessment. Note: Pretests and Posttests are automatically graded and lessons require manual grading. For more information, see [“How do I view Pretest and Posttest results?”](#) and [“How do I grade lessons?”](#)

SUMMARY QUESTION *Scoring Required Print Export Back to Reports Home		
Student	Lesson 26 Pretest	Date
Carr, Scott ←	60%	Tue 26 Sep
Emmert, Malik	100%	Tue 26 Sep




Select *Question* to view a break-down of how the entire class performed on each question. Note: This particular report will be most useful for Pretests and Posttests. It will not provide useful data for Lessons because questions are not graded individually.

SUMMARY QUESTION *Scoring Required Print Export Back to Reports Home		
Student	Lesson 26 Pretest	Date
Carr, Scott	60%	Tue 26 Sep
Emmert, Malik	100%	Tue 26 Sep

For each question in the activity, the table will display a green Y for students who got the question correct and a red N for students that got the question incorrect. The bottom of each column displays the percentage of students that answered the question correctly.

SUMMARY QUESTION *Scoring Required Print Export Back to Reports Home					
Question	1	2	3	4	5
Carr, Scott	> Y	Y	N	N	Y
Emmert, Malik	> Y	Y	Y	Y	Y
Gardern, David	> N	N	N	Y	Y
Kreitzer, Victoria	> Y	Y	Y	Y	Y
Phillips, Richard	> N	N	N	Y	N
Slone, Floyd	> Y	N	N	N	Y
Sparks, Ann	> Y	Y	Y	Y	Y
Williams, Michael	> N	N	N	N	N
Totals (8 Students)	5 (62.50%)	4 (50.00%)	3 (37.50%)	5 (62.50%)	6 (75.00%)

The *Print* and *Export* features in the Class Report are currently in work and will be added soon.

SUMMARY			QUESTION			*Scoring Required			 Print			 Export			 Back to Reports Home		
Student				Lesson 26 Pretest				Date									
Carr, Scott				60%				Tue 26 Sep									
Emmert, Malik				100%				Tue 26 Sep									