




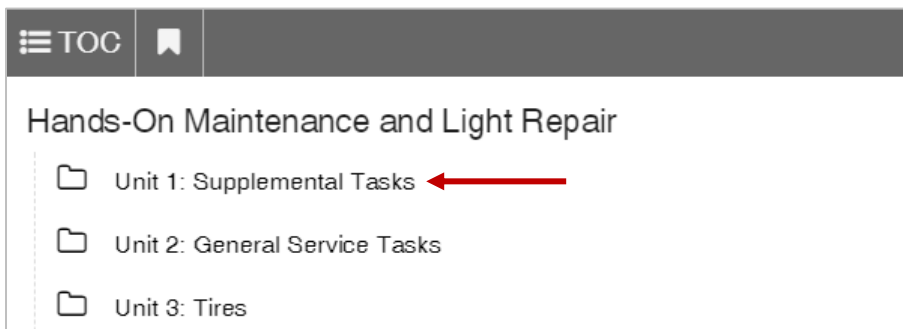
Hands-On Maintenance and Light Repair **Instructor Support Documentation**

How do I preview content?

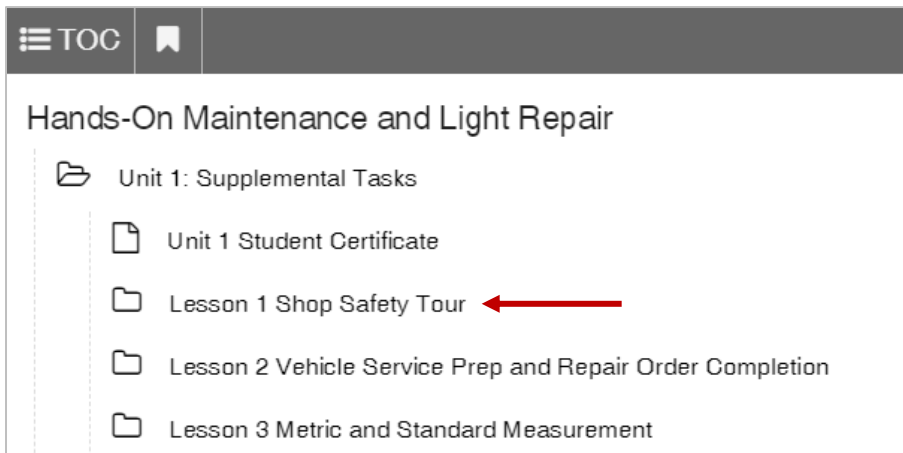
Select the *Hands-On Maintenance and Light Repair* cover from the *My Resources* section of the home page.



Select a Unit to expand it and view its contents.



Select a Lesson to expand it and view its contents.



Select the activity/content that you would like to preview.

Hands-On Maintenance and Light Repair

- Unit 1: Supplemental Tasks
 - Unit 1 Student Certificate
 - Lesson 1 Shop Safety Tour
 - Lesson 1 Pretest ←
 - Lesson 1
 - Lesson 1 Posttest

A preview of the content will open.

Lesson 1 Pretest

Hands-On Maintenance and Light Repair

1 of 6

In an automotive repair shop, safety glasses are required _____.

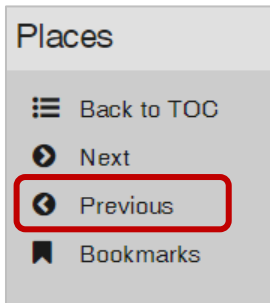
- only when you are working under a vehicle
- whenever you are working in the shop area
- when you are waiting in the service lobby
- only when power tools are being used

To view the next activity in the Table of Contents, select *Next*.

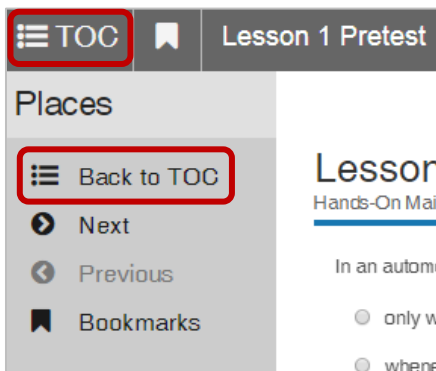
Places

- Back to TOC
- Next**
- Previous
- Bookmarks

To view the previous activity in the Table of Contents, select *Previous*.



To return to the Table of Contents, select *TOC* in the upper-right corner or *Back to TOC* in the left-hand navigation panel.



To return to the Home page, select *Close*.

