

Hands-On Maintenance and Light Repair

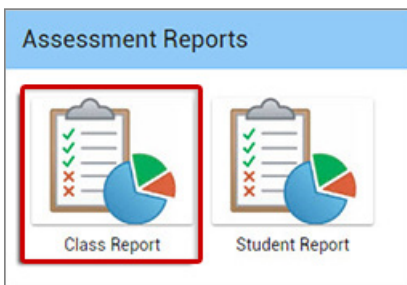
How do I view the Class Report?

The Class Report displays the results for all students in a class for a selected activity. From the Class Report, you can view and/or grade student responses.

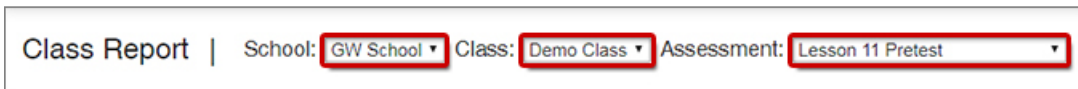
From the top of the Home page, select *Reports*.



Select *Class Report*.



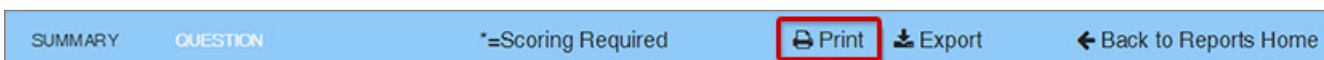
Use the drop-downs at the top of the page to select your *School*, *Class*, and *Assessment*.



The *Class Report* page will display for all students in the class. Students' names are listed alphabetically by last name in the Name column. Scores for the selected activity are displayed in the middle column. The date the activity was completed is listed in the Date column.

SUMMARY	QUESTION	*=Scoring Required	Print	Export	← Back to Reports Home
Student		Lesson 11 Pretest			Date
Ballman, Sam	>	40%			Thu 05 Jul
Dawson, Neil	>	40%			Thu 05 Jul
Huston, Jordan	>	80%			Thu 05 Jul
Mann, Ben	>	100%			Thu 21 Jun
Stewart, Casey	>	60%			Thu 05 Jul
Summers, Seth	>	100%			Thu 05 Jul

Select *Print* to print the Class Report.



Select *Export* to export a CSV file of the Class Report.

SUMMARY	QUESTION	*=Scoring Required	Print	Export	← Back to Reports Home
---------	----------	--------------------	-------	---------------	------------------------

To view some “at-a-glance” information about a student’s performance on the activity, hover your mouse over a student’s score. **Note:** On a tablet/touch-screen device, you may touch the student’s score to see this information.

SUMMARY	QUESTION	*=Scoring Required	Print	Export	← Back to Reports Home
Student		Lesson 11 Pretest			Date
Ballman, Sam	>	40%			Thu 05 Jul
Dawson, Neil	>	40%			Thu 05 Jul
Huston, Jordan	>	80%			Thu 05 Jul
Mann, Ben	>	100%			Thu 21 Jun
Stewart, Casey	>	60%			Thu 05 Jul
Summers, Seth	>	100%			Thu 05 Jul

Score
 Correct: 2 / 5 (40%)
 Incorrect: 3 / 5 (60%)
 Not attempted: 0 / 5 (0%)

Time spent
 Correct: 3 sec(s)
 Incorrect: 3 sec(s)
 Not attempted: 0 sec(s)
 Total: 6 sec(s)

Select a student’s name to view and/or grade their responses for this assessment. **Note:** Pretests and Posttests are automatically graded and lessons require manual grading. For more information, see [“How do I view Pretest and Posttest results?”](#) and [“How do I grade lessons?”](#)

SUMMARY	QUESTION	*=Scoring Required	Print	Export	← Back to Reports Home
Student		Lesson 11 Pretest			Date
Ballman, Sam	>	40%			Thu 05 Jul
Dawson, Neil	>	40%			Thu 05 Jul
Huston, Jordan	>	80%			Thu 05 Jul
Mann, Ben	>	100%			Thu 21 Jun
Stewart, Casey	>	60%			Thu 05 Jul
Summers, Seth	>	100%			Thu 05 Jul

Select *Question* to view the Question Report which displays a break-down of how the entire class performed on each question. **Note:** This particular report will be most useful for Pretests and Posttests. It will not provide useful data for Lessons because questions are not graded individually.

SUMMARY	QUESTION	*=Scoring Required	Print	Export	← Back to Reports Home
---------	-----------------	--------------------	-------	--------	------------------------

For each question in the activity, the table will display a green dot for students who got the question correct and a red dot for students that got the question incorrect. A grey dot indicates that the student skipped that question.

SUMMARY		QUESTION	*=Scoring Required	Print	Export	Back to Reports Home		
Student		Score	Items					
Ballman, Sam	>	40%	●	●	●	●	●	●
Dawson, Neil	>	40%	●	●	●	●	●	●
Huston, Jordan	>	80%	●	●	●	●	●	●
Mann, Ben	>	100%	●	●	●	●	●	●
Stewart, Casey	>	60%	●	●	●	●	●	●
Summers, Seth	>	100%	●	●	●	●	●	●

Select *Print* to print the Question Report.

SUMMARY		QUESTION	*=Scoring Required	Print	Export	Back to Reports Home		
---------	--	----------	--------------------	-------	--------	----------------------	--	--

Select *Export* to export a CSV file of the Question Report.

SUMMARY		QUESTION	*=Scoring Required	Print	Export	Back to Reports Home		
---------	--	----------	--------------------	-------	--------	----------------------	--	--