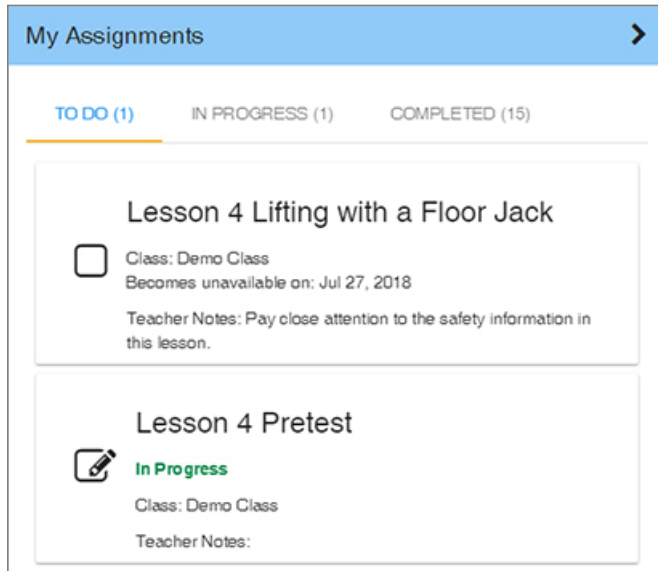


Hands-On Maintenance and Light Repair

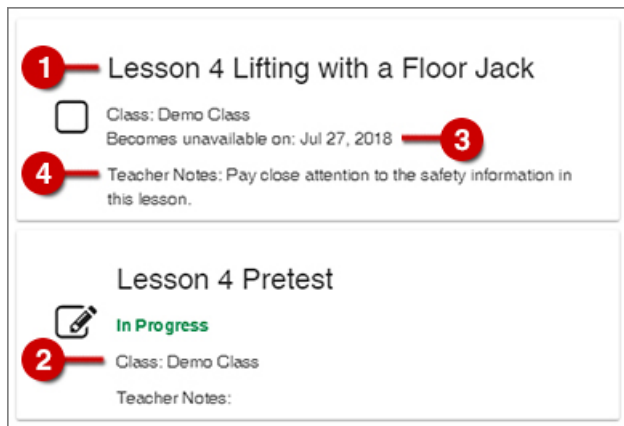
What is an assignment?

An assignment is an activity your instructor has assigned to you to complete. For Hands-On Maintenance and Light Repair, assignments may include Pretests, Lessons, and Posttests.

Your assignments display in the My Assignments panel on the left-hand side of the Home page. By default, My Assignments will display your To Do list, which includes all of the assignments you have not submitted.

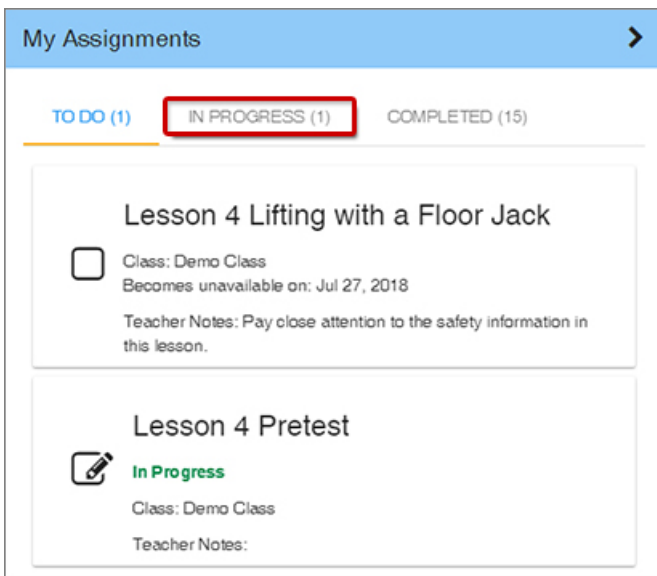


For each assignment, you will see the following components:



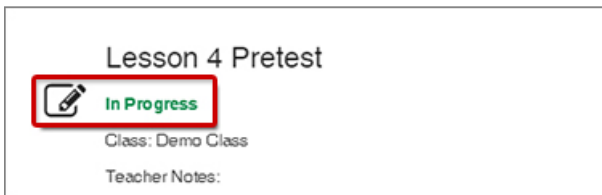
1. Title of the assignment.
2. The class you belong to that was assigned this activity.
3. The date the assignment becomes unavailable. Note: Your instructor may not set a date for assignments to become unavailable.
4. Additional information provided by the instructor when they created the assignment. Note: Your instructor may choose not to provide any notes.

Select In Progress to view the all assignments that you have started but not submitted.



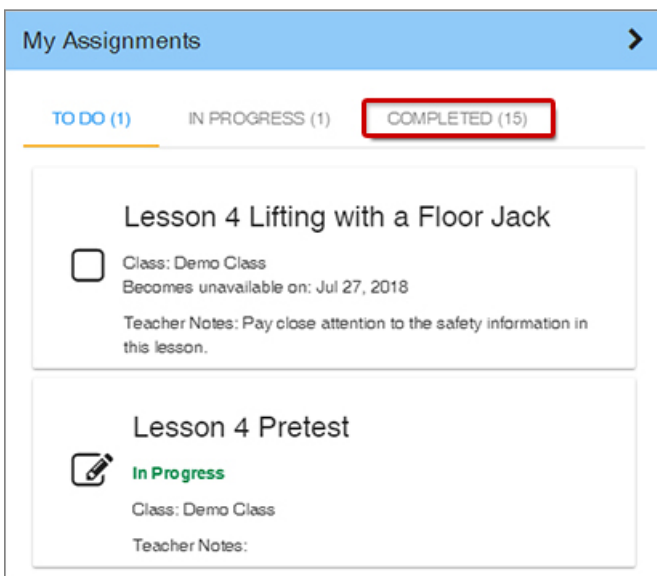
The screenshot shows the 'My Assignments' interface. At the top, there are three tabs: 'TO DO (1)', 'IN PROGRESS (1)', and 'COMPLETED (15)'. The 'IN PROGRESS (1)' tab is highlighted with a red box. Below the tabs, two assignment cards are visible. The first card is for 'Lesson 4 Lifting with a Floor Jack' and has an unchecked checkbox. The second card is for 'Lesson 4 Pretest' and has a pencil icon and the text 'In Progress' next to it.

Assignments in progress are indicated by the box with the pencil and the text In Progress.



This is a close-up of the 'Lesson 4 Pretest' assignment card. It features a pencil icon inside a box, followed by the text 'In Progress'. Below this, it says 'Class: Demo Class' and 'Teacher Notes:'.

Select Completed to view a list of all the assignments you have already submitted.



The screenshot shows the 'My Assignments' interface. At the top, there are three tabs: 'TO DO (1)', 'IN PROGRESS (1)', and 'COMPLETED (15)'. The 'COMPLETED (15)' tab is highlighted with a red box. Below the tabs, two assignment cards are visible. The first card is for 'Lesson 4 Lifting with a Floor Jack' and has an unchecked checkbox. The second card is for 'Lesson 4 Pretest' and has a pencil icon and the text 'In Progress' next to it.

Assignments you have already submitted display with a checkmark in the box.



This is a close-up of the 'Lesson 2 Vehicle Service Prep and Repair Order Completion' assignment card. It features a checkmark icon inside a box, followed by the text 'Lesson 2 Vehicle Service Prep and Repair Order Completion'. Below this, it says 'Class: Demo Class' and 'Completion Date: Jul 18, 2018'. At the bottom, it says 'Teacher Notes:'.