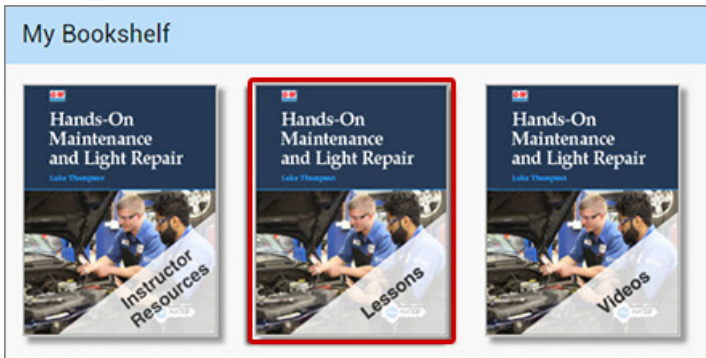


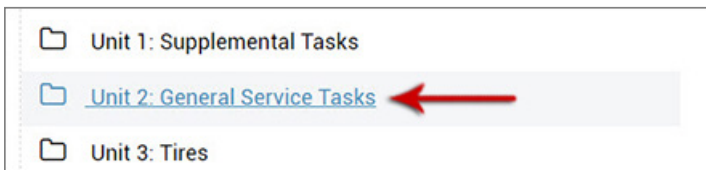
Hands-On Maintenance and Light Repair

How do I preview content?

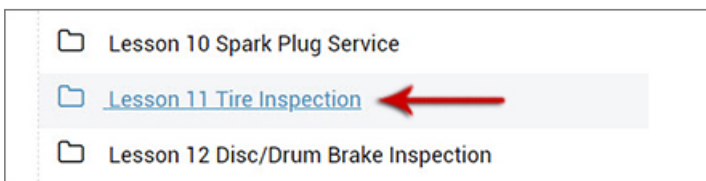
Select the *Hands-On Maintenance and Light Repair, Lessons* cover from the *My Bookshelf* area of the Home page.



Select a *Unit* to expand it and view its contents.



Select a *Lesson* to expand it and view its contents.



Select the activity that you would like to preview.



A preview of the content will open.

The screenshot shows a user interface for "Lesson 11 Tire Inspection". At the top, there is a header with a "TOC" icon, a bookmark icon, the title "Lesson 11 Tire Inspection", and a "Close" button. Below the header is a sidebar with three sections: "Places" containing "Back to TOC", "Next", "Previous", and "Bookmarks"; "Operations" containing "Add Bookmark" and "Assign"; and "Ancillaries". The main content area is titled "Lesson 11 - Tire Inspection" and "Hands-On Maintenance and Light Repair", with a "1 of 12" indicator and a menu icon. It features sections for "Objectives" (listing tasks like inspecting tire condition and wheel-and-tire assembly) and "Instructions" (stating to complete tasks and submit responses). At the bottom, there is a progress bar with buttons for "1" through "10" and a "Next" button.

To view the next activity in the Table of Contents, select *Next*.

This close-up shows the "Places" section of the sidebar. The "Next" option, represented by a right-pointing arrow icon, is highlighted with a red rectangular box.

To view the previous activity in the Table of Contents, select *Previous*.

This close-up shows the "Places" section of the sidebar. The "Previous" option, represented by a left-pointing arrow icon, is highlighted with a red rectangular box.

To return to the Table of Contents, select *TOC* in the upper-left corner or *Back to TOC* in the left-hand navigation panel.

This screenshot is similar to the first one but highlights the "TOC" icon in the top-left corner and the "Back to TOC" option in the "Places" sidebar with red rectangular boxes.

To return to the Home page, select *Close* in the upper-right corner.

☰ TOC



Lesson 11 Tire Inspection

Close