

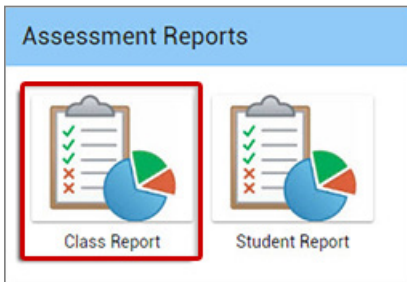
Hands-On Maintenance and Light Repair

How do I grade Lessons?

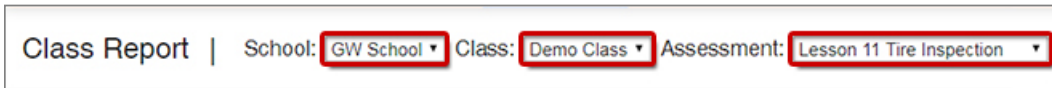
From the main navigation at the top of the page, select *Reports*.



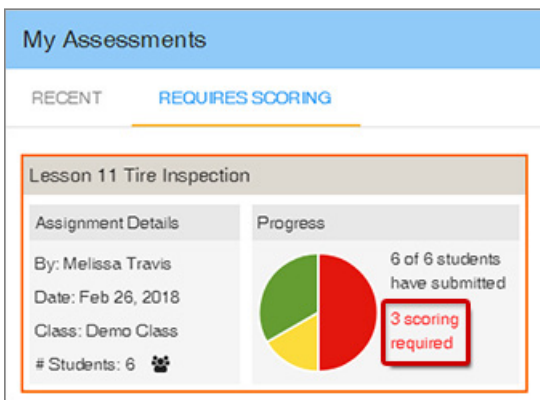
Select *Class Report*.



Use the drop-downs at the top of the page to select your *School*, *Class*, and *Assessment*.



Alternatively, you may select the Lesson from the *My Assessments* panel on the Home page. The lower left corner of each activity will list the number of submissions that require scoring. This links directly to the *Class Report* for that activity.



The *Class Report* will display. An asterisk (*) next to a student's name indicates that scoring is required for that student's submission. Scores will display for any student whose lessons have been graded.

| SUMMARY | QUESTION | *=Scoring Required | Print | Export | Back to Reports Home |
|-----------------|----------|----------------------------------|-------|--------|----------------------|
| Student | | Lesson 11 Tire Inspection | | | Date |
| Ballman, Sam | > | 100% | | | Mon 26 Mar |
| Dawson, Neil | > | 100% | | | Mon 26 Feb |
| Huston, Jordan | > | 75% | | | Mon 26 Mar |
| *Mann, Ben | > | | | | |
| *Stewart, Casey | > | | | | |
| *Summers, Seth | > | | | | |

Select a *student's name* to view their responses and rate their performance for this lesson.

| Student | | Lesson 11 Tire Inspection | Date |
|-----------------|---|---------------------------|------------|
| Ballman, Sam | > | 100% | Mon 26 Mar |
| Dawson, Neil | > | 100% | Mon 26 Feb |
| Huston, Jordan | > | 75% | Mon 26 Mar |
| *Mann, Ben | > | | |
| *Stewart, Casey | > | | |
| *Summers, Seth | > | | |

The left-hand column displays the content of the lesson and the student's responses. The right-hand column displays the rubric you will use to rate student performance as well as an area to add Feedback and Comments. As you scroll down the page, the rubric will remain visible so you can make comments as you go.

← Back To Class Report

Student Responses (Seth Summers)

Tires

Tires are one of the easiest maintenance and service items for an entry-level technician to learn and master. Tires slowly wear out as they are driven, but there are certain things a technician can do to prolong the life of a vehicle's tires. Proper inspection and maintenance will help keep a motorist from being stranded on the road with a tire-related problem.

See your instructor for a vehicle on which you can inspect the tires.

Note

Where applicable, use the following designations to document your system or component inspection and identify any action needed. If a component or system part is not equipped on your assigned vehicle, select the "Not Applicable (N/A)" checkbox.

- Checked/Service Required
- Checked/Service Suggested
- Checked/Passed Inspection
- N/A Not Applicable (N/A)

Vehicle Information:

Year:

Make:

Model:

Engine:

VIN:

How would you rate this student's overall performance on this job?

0 1 2 3 4


Instructor feedback:

Comments:

SAVE SCORE


To view the rubric criteria, select the Info icon to the left of the rubric.

How would you rate this student's overall performance on this job?

 0 1 2 3 4

When you are finished reviewing the rubric criteria, click anywhere on the page to close it.

How would you rate this student's overall performance on this job?

 0 1 2 3 4

0 Incomplete: Task not attempted/incomplete.

1 Unsatisfactory: Unsatisfactory performance of task.


2 Satisfactory / Unsatisfactory: Satisfactory performance of some elements of task and unsatisfactory performance of some elements of task.

3 Satisfactory: Acceptable performance of all elements of task with mastery of some elements.

4 Mastered Competency:
Able to perform all elements of the task successfully and independently without supervision.


Select the *rating* you would like to assign for the student's lesson.

How would you rate this student's overall performance on this job?

 0 1 2 **3** 4

If desired, select *Instructor feedback* from the drop-down menu.

Instructor feedback:



Great work, well done!
Well written, great effort.
Great attention to detail.
Improvement needed with spelling and grammar.
Follow directions more carefully next time.
Work incomplete, make sure all sections are complete before submitting.

Enter any specific comments you would like to provide to this student.

Comments:

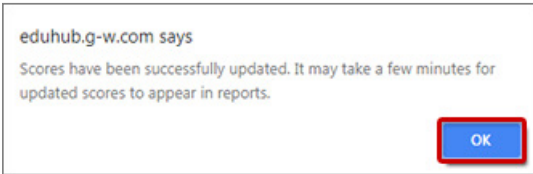
 0 Word(s)



When you are finished rating the student and entering comments, select *Save Score*.



Select *OK* to confirm that the score was updated.



In the upper-right corner, select *Back to Class Report* to return to the report for this lesson. From there, you may choose a different student whose lesson you would like to view.



